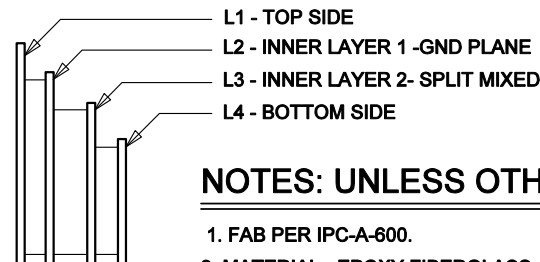


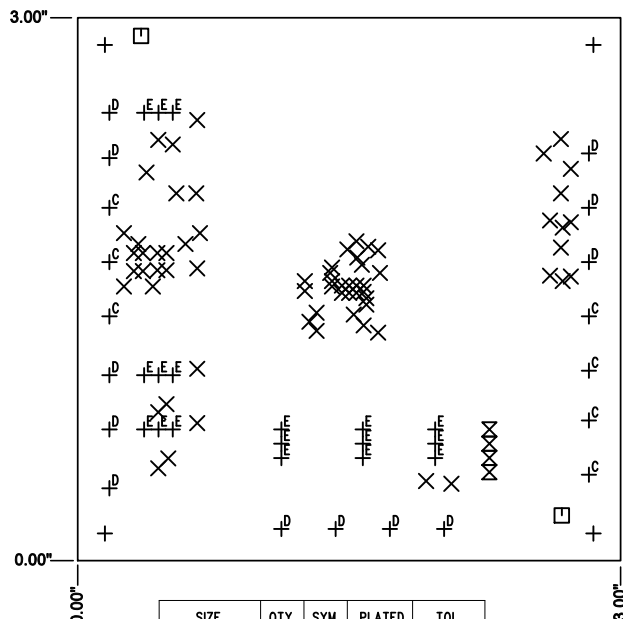
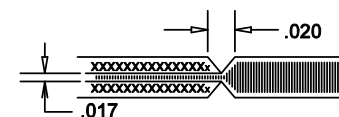
REVISION HISTORY				
ECO	REV	DESCRIPTION	APPR	DATE
-	3	PRODUCTION	MM	3-18-16

## LAYER STRUCTURE



## NOTES: UNLESS OTHERWISE SPECIFIED

- FAB PER IPC-A-600.
- MATERIAL: -EPOXY FIBERGLASS, NEMA GRADE FR-4  
-FINISHED THICKNESS TO BE 0.062" +/- .005"  
-TOTAL OF 4 LAYERS WITH 2 OZ. CU ON THE OUTER LAYERS  
AND 2 OZ. CU ON THE INNER LAYERS.  
-FLAMMABILITY RATING: 94 V-O MINIMUM.
- SIZE: CUT TO DIMENSIONS AND TOLERANCES SHOWN.  
0.00 ARE PRIMARY DATUMS.
- DRILLING: -DRILL HOLES PER SCHEDULE. PLATE THROUGH  
HOLES WITH COPPER, 0.001" THICK MIN.  
-ALL HOLE SIZES ARE SPECIFIED AFTER PLATING.  
-HOLE LOCATION TOLERANCES ARE +/-0.003"  
IN RELATION TO CENTER
- FINISH: -SMOBC USING LPI BOTH SIDES, COLOR GREEN.  
-GOLD IMMERSION BOTH SIDES.  
-FOR SILKSCREEN: BOTH SIDES USE WHITE NON-CONDUCTIVE INK.
- DO NOT ALTER ARTWORK e.g. TO ADD LOGO OR DATE CODE.  
PAD SIZE CAN BE MODIFIED TO MEET END FINISH.
- PCBS ARE TO BE RoHS COMPLIANT.
- DO NOT ALTER SOLDER MASK MAINTAIN .003" OVERSIZE  
ON SMT PADS. A .005" WEBBING IS REQUIRED BETWEEN SMD PADS.
- SCORING FOR PANELIZED PCB: "PRODUCTION FAB ONLY"



SIZE	QTY	SYM	PLATED	TOL
0.01	69	X	YES	+/-0.003
0.037	4	X	YES	+/-0.003
0.07	2	□	NO	+/-0.003
0.094	7	+C	YES	+/-0.003
0.19	4	+	YES	+/-0.003
0.063	12	+D	YES	+/-0.003
0.032	18	+E	YES	+/-0.003

UNLESS OTHERWISE SPECIFIED DIMENSIONS ARE IN INCHES TOLERANCES ON ANGLE 1 : 0.001" = 0.01" 0.0001" = 0.005" INTERPRET DIM AND TOL PER ASME Y14.5M-1994	APPROVALS			1630 MCCARTHY BLVD MILPITAS, CA 95035 PH: (408)432-1900 www.Linear.com LTC CONFIDENTIAL- FOR CUSTOMER USE ONLY
	PCB DES.	NC		
THIRD ANGLE PROJECTION	APP ENG.	MM	TITLE: FABRICATION DRAWING: DUAL OUTPUT 350mA STEP DOWN CHARGE PUMP WITH WATCHDOG TIMER	SIZE N/A
DO NOT SCALE DRAWING	SCALE: NONE		IC NO. LTC3256EMSE DEMO CIRCUIT 2375A	REV. 3